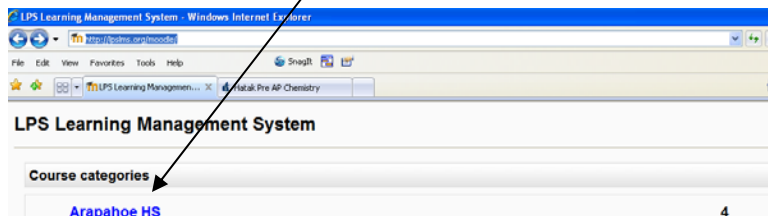


You must have an email that you can access in order to complete the following.

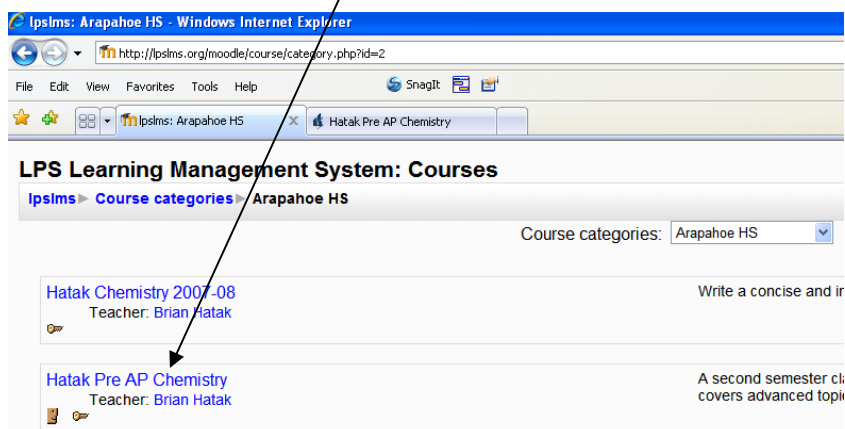
Follow the link below:

<http://lpslms.org/moodle/>

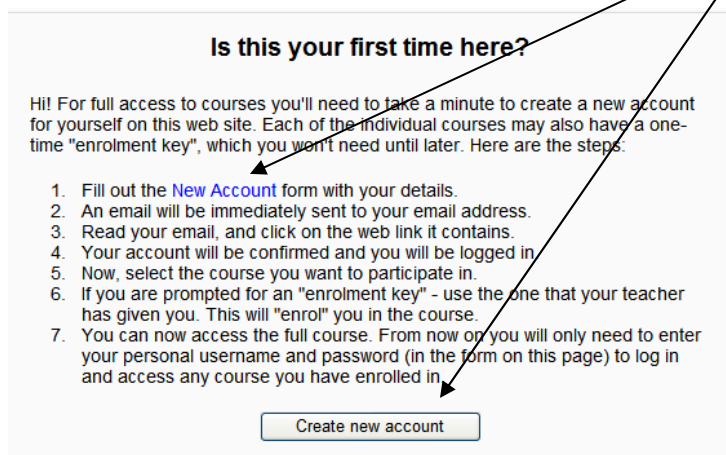
Then choose the "Arapahoe HS" link.



Then click on the "Hatak Pre AP Chemistry" link.



You will need to create a login at this point. Choose the "New Account" link from the right-hand window:



You will need to provide the following information. User name should be first initial and last name. "Surname" is your last name. Choose a password that you will remember.

The form is divided into two sections. The first section, titled "Choose your username and password", contains two input fields: "Username*" and "Password*". The "Password*" field has an "Unmask" checkbox to its right. The second section, titled "More details", contains six input fields: "Email address*", "Email (again)*", "First name*", "Surname*", "City/town*", and "Country*". The "Country*" field is a dropdown menu with the text "Select a country" and a downward arrow. At the bottom of the form are two buttons: "Create my new account" and "Cancel".

Follow the instructions sent to your email. The enrollment key for our class is hatak09

Shut down the computer and return it to the cart. Please record the computer number that you were using in the notebook on the front table (next to your book number). This will be the computer that you will use for the rest of the semester.